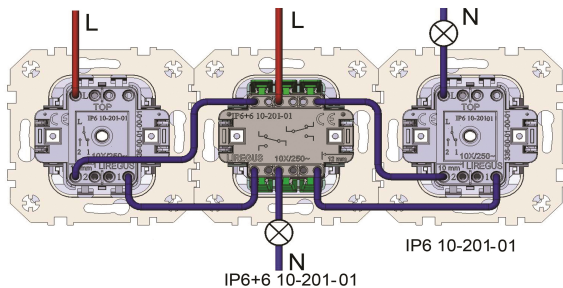
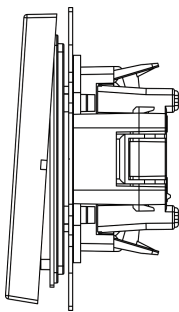
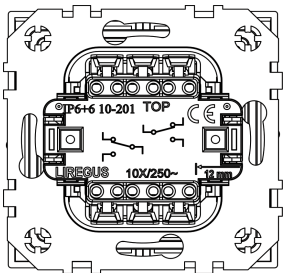




Product data sheet

2-gang switch, 1-pole, 2-way



Reference number

IP6+6.10-201-01.M

Flush mount 2-gang switch, 1-pole, 2-way 10A/250V~, without frame

- 1 pole
- 1 mm. thickness metal supporting frame, for claw or screw mounting;
- screwless terminals for wires up to 2.5 mm²

Intended use

- dept 26mm
- installation in flush box according to DIN 49073
- operation with suitable cover
- fits to all Modern serie frames

Centre plates colour, EAN code:

- IP6+6.10-201-01.M/WM - White matt, 4770025003923, 10pc. 10pc. package code 4770025003930; "10pc.profi box": 4770025003947;
- IP6+6.10-201-01.M/SM - Sandy matt, 4770025005255, 10pc. 10pc. package code 4770025005262;
- IP6+6.10-201-01.M/CH - Champagne, 4770025004555, 10pc. package code 4770025004562;
- IP6+6.10-201-01.M/BM - Black matt, 4770025005873, 10pc. 10pc. package code 4770025005880;

Technical specifications:

Input voltage, frequency	AC 250 V +- 10% , 50/60 Hz
Standarts	IP20
	EN 50581
	EN 60669-1
	Low-Voltage Directive 2014/35/EU
	RoHS Directive 2011/65/EU
Switching current	10A
Ambient temperature	-5 ... +35 °C
Storage/transport temperature	-20 ... +40 °C
Connection	spring terminals
Centre plates material	breakproof polycarbonate (PC), matt

Custom tariff number 8536500700
 Dimmensions, mm (HxWxD) 70x70x27

